

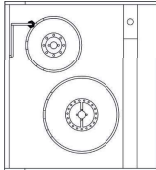
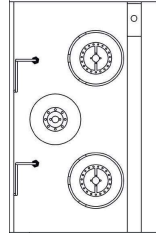
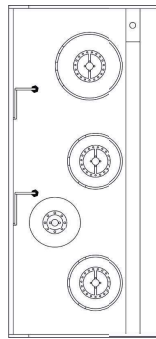
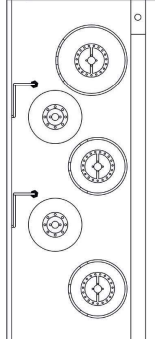
CAM Chop Suey Range w/ Rear Pot



With addition of the 16" rear pot, the use of the Cambo Chop Suey Range becomes versatile for cooking and blanching all in one station. The rear pot is equipped with its own burner and control valve to have the water at a rumble roll or soft simmer.

Features

- Removable 16" rearpot for blanching
- Stainless steel front, top, backsplash and legs.
- Machine extruded wok opening neck for leak free top.
- Welded faucet connector for easy faucet change without hiring a professional plumber.
- Pull out garbage tray for easy cleaning.
- Easy removable front cover for servicing and maintenance.
- Custom range widths, allow ranges to fit in existing or unique kitchen conditions.
- Custom wok opening sizes to suit chef's cooking preferences.
- Slanted fire chamber for 13 1/2" and 16" wok openings.

MODEL	SPECIFICATIONS
 <p>CAM-1R SINGLE WOK RANGE W/ 1 REARPOT</p>	<p>Standard size: 45" x 38" x 32" (H)</p> <p>Cambo Faucet: 1 Burner Type: 1x 23 Jet - Main 1x 20 Jet - Rear</p> <p>Total BTU: 264,500</p>
 <p>CAM-2R 2 HOLE WOK RANGE W/ 1 REARPOT</p>	<p>Standard Size: 68" x 38" x 32" (H)</p> <p>Cambo Faucet: 2 Burner Type: 2x 23 Jet - Main 1x 20 Jet - Rear</p> <p>Total BTU: 404,500</p>
 <p>CAM-3R 3 HOLE WOK RANGE W/ 1 REARPOT</p>	<p>Standard Size: 96" x 38" x 32" (H)</p> <p>Cambo Faucet: 2 Burner Type: 3x 23 Jet - Main 1x 20 Jet - Rear</p> <p>Total BTU: 544,500</p>
 <p>CAM-3R2 3 HOLE WOK RANGE W/ 2 REARPOT</p>	<p>Standard size: 114" x 38" x 32" (H)</p> <p>Cambo Faucet: 3 Burner Type: 3x 23 Jet - Main 2x 20 Jet - Rear</p> <p>Total BTU: 808,000</p>

*PROPANE AVAILABLE UPON REQUEST for all ranges appearing on this page